

Short Communication

DOI: 10.2478/10004-1254-59-2008-1870

EXPOSURE TO ENVIRONMENTAL TOBACCO SMOKE IN THE WORKPLACE IN MACEDONIA: WHERE ARE WE NOW?*

Jordan MINOV¹, Jovanka KARADŽINSKA-BISLIMOVSKA¹, Kristin VASILEVSKA², Snežana RISTESKA-KUĆ¹, and Sašo STOLESKI¹

Institute of Occupational Health - WHO Collaborating Center for Occupational Health and GA²LEN Collaborating Center¹, Institute of Epidemiology and Biostatistics², Skopje, Macedonia

Received in February 2008

Accepted in May 2008

To assess the prevalence and the level of exposure to environmental tobacco smoke (ETS) in the workplace after the enactment of the law restricting indoor smoking in Macedonia, we performed a cross-sectional, self-administered questionnaire study including 372 never-smoking workers recruited from six workplaces. We found a high prevalence of workers exposed to ETS in the workplace (27.4 %) with no significant difference between particular occupation groups. We found no significant difference in the prevalence of passive smokers in the workplace between this study and our study conducted before the law was enacted (31.5 % *vs.* 27.4 %, $P=0.324$). The prevalence of workers exposed to ETS for less than three hours a day was significantly lower than of passive smokers with longer exposure (28.4 % *vs.* 71.6 %, $P=0.038$). The prevalence of workers exposed to ETS from less than 10 cigarettes smoked by coworkers per day was lower than the prevalence of workers with higher exposure, but statistical significance was not reached (37.9 % *vs.* 62.1 %, $P=0.087$). Our findings indicate a high prevalence and a high level of exposure to ETS in the workplace, which calls for stricter adherence to smoking-free legislation or even the total ban of smoking in the workplace.

KEY WORDS: *health effects, legislation, occupation, passive smoking, questionnaire*

Involuntarily exposure to environmental tobacco smoke (ETS), also referred to as *passive smoking* and *second-hand smoking* (SHS), occurs wherever indoor smoking occurs: at home, in the workplaces, public places, and transportation. The amount of exposure depends on the number of smokers, the amount smoked, the size and ventilation characteristics of the indoor environment, and duration of exposure (1). ETS exposure can be assessed by measuring air nicotine and respirable suspended particle concentration or by measuring cotinine (i.e. a metabolite of nicotine specific for tobacco) in body fluids. In health effects

studies, ETS exposure is commonly assessed using questionnaires, because they are relatively cheap and make exposure assessment possible at different times and in different indoor environments (2).

ETS-related health reports date back to as early as the 1971 report of the United States Surgeon General (3). Since then many reports have indicated adverse health effect of exposure to ETS (4-6). They mirror those associated with active smoking (e.g. lung cancer and heart disease), but there are also other effects such as non-cancer respiratory effects that occur in sensitive subpopulations such as young children and asthma patients (7-9). On the other hand, some studies have indicated the importance of the location of exposure to ETS. Passive smoking in the workplace

* The manuscript was partly presented at the 4th Croatian Congress on Occupational Health with International Participation, Dubrovnik, 8-11 November 2007

seems to be more associated with adverse respiratory effects than exposure to ETS at home (10, 11).

As adverse health effects of passive smoking were confirmed in many studies over the last decades, many countries worldwide have adopted laws to control tobacco smoking in indoor environments through bans or restrictions. Since 1 January 2006, Macedonia has adopted a law restricting indoor smoking in the official environments to well separated areas (12). To see the effects of this new legislation, we conducted a cross-sectional study to assess the prevalence and the level of exposure to environmental ETS in the workplace.

METHODS

Study design

A cross-sectional, self-administered questionnaire study was conducted at the Institute of Occupational Health, Skopje - WHO Collaborating Center and GA²LEN Collaborating Center (IOH-WHO CC and GA²LEN CC) in the period May-June 2007, after having received ethics committee approval.

Study population

Study subjects were selected among workers (office workers, cleaners, textile workers, chemical industry workers, food processors, and shop assistants) who were periodically examined at the IOH-WHO CC and GA²LEN CC. All the workers who indicated that they had never smoked were asked to complete a questionnaire. Completion of the questionnaire was voluntary and anonymous; subjects were not required to attend the questionnaire sessions or to reveal their identity. All subjects gave their informed consent before entering the study.

Questionnaire

The self-administered, structured questionnaire covered demographic characteristics, education level, working history, and exposure to ETS in the workplace. It was adapted by our research team from a questionnaire used in the European Community Respiratory Health Survey (ECRHS) study on respiratory effects of passive smoking (10). Subjects with at least one smoker in the room where they worked were considered passive smokers in the workplace. Passive smokers in the workplace were then asked to estimate the number of hours per day

they were exposed to co-worker's tobacco smoke (less or more than three hours) and the number of cigarettes smoked by co-workers per day (less or more than 10 cigarettes).

Completed questionnaires were placed into envelopes, sealed and returned to the research team. The subjects were reassured that no one other than designated researchers would have access to data identifying any of the subjects, and confidentiality was guaranteed.

Statistical analysis

Continuous variables were expressed as mean values with standard deviation (SD) and nominal variables as numbers and percentages. The chi-square test was used for testing difference in prevalence. A P-value below 0.05 was considered statistically significant. Statistical analysis was performed using the Statistical Package for the Social Sciences (SPSS) version 11.0 for Windows.

RESULTS

Of the 412 workers eligible to join the study, 384 (93.2 %) completed the questionnaire. Another 12 subjects who had incomplete answers were excluded. Therefore, this study included 372 subjects whose demographic characteristics are shown in Table 1.

The prevalence of workers exposed to ETS in the workplace was 27.4 %. There was no significant difference in the prevalence of passive smokers between men and women (29.8 % vs. 25.7 %, $P=0.278$; chi square test).

The prevalence of workers exposed to ETS in different occupation groups varied from 25.9 % in food processors to 32.8 % in cleaners (Figure 1). There was no significant difference in the prevalence of passive smokers in the workplace between different occupation groups.

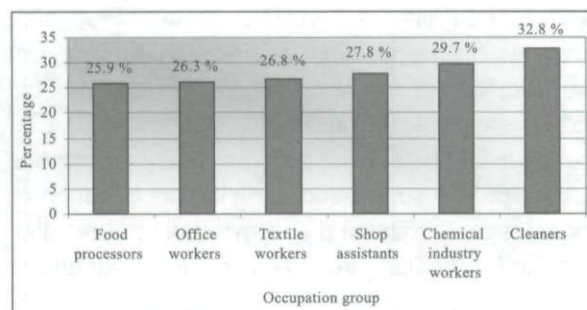


Figure 1 Distribution of passive smokers in the workplace by occupation group

Table 1 Demographics of the study subjects

	Never-smoking workers (N=372)
Men/Women ratio	0.9
Age/years ¹	38.2±10.4 (20-63)
Occupation group	
Office workers ²	72 (19.3 %)
Men/Women ratio	0.8
Age/years ¹ :	37.9±9.2 (23-61)
Cleaners ²	64 (17.1 %)
Men/Women ratio	0.5
Age/years ¹ :	34.7±11.2 (21-57)
Textile workers ²	68 (18.3 %)
Men/Women ratio	0.6
Age/years ¹ :	40.3±13.1 (20-62)
Chemical industry workers ²	51 (13.7 %)
Men/Women ratio	1.4
Age/years ¹ :	39.1±8.4 (24 -54)
Food processors ²	54 (14.5 %)
Men/Women ratio	1.1
Age/years ¹ :	41.3±10.8 (25-63)
Shop assistants ²	63 (16.9 %)
Men/Women ratio	1.2
Age/years ¹ :	38.0±11.3 (23-59)
Level of education	
Higher education ²	87 (23.4 %)
Lower education ²	285 (76.5 %)

¹Data are presented as mean ± standard deviation and range

²Data are presented as the absolute number and percent of subjects

The prevalence of passive smokers in the workplace in this study was similar to the prevalence obtained in our earlier study on passive smoking carried out in 2005 (13) (P=0.324; chi-square test) (Figure 2).

The prevalence of passive smokers in the workplace among subjects with higher and lower education was similar (P=0.291; chi square test) (Figure 3).

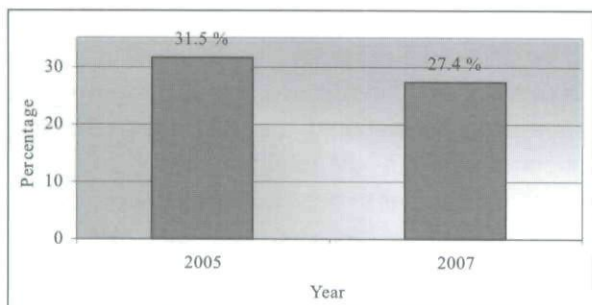


Figure 2 Prevalence of passive smokers in the workplace in the studies carried out in 2005 and 2007

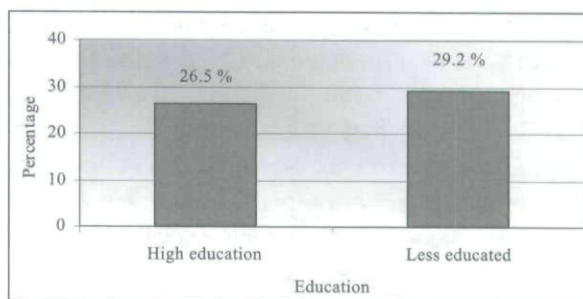


Figure 3 Distribution of passive smokers in the workplace by educational level

The prevalence of passive smokers whose co-workers smoked for less than three hours per day was significantly lower than the prevalence of those who were exposed to tobacco smoke for longer than 3 hours (P=0.038; chi-square test) (Figure 4).

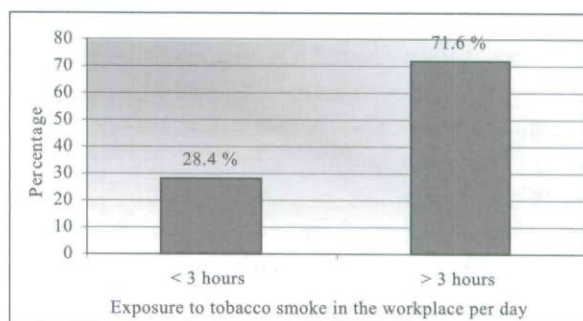


Figure 4 Distribution of passive smokers in the workplace by number of hours of exposure to ETS per day

The prevalence of passive smokers in the workplace whose co-workers smoked less than 10 cigarettes per day was lower than the prevalence of those whose co-workers smoked more than 10 cigarettes per day, but the difference was not significant (P=0.087; chi-square test) (Figure 5).

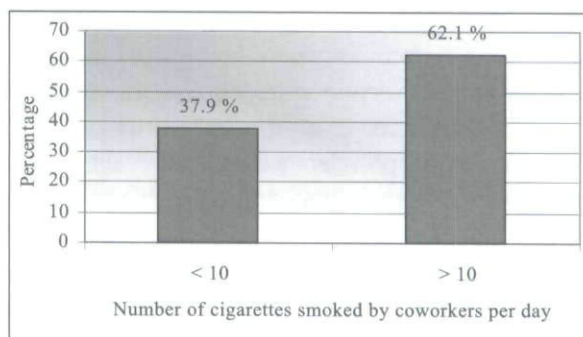


Figure 5 Distribution of passive smokers in the workplace by exposure to number of cigarettes smoked by co-workers per day

DISCUSSION

Many studies indicate that exposure to ETS in never-smokers is associated with various respiratory

and non-respiratory symptoms and conditions, as well as with lower health-related quality of life, suggesting a dose-response relationship (14-16). Moreover, there is evidence that exposure to ETS is strongly associated with an increased incidence of respiratory symptoms and recent outpatient treatment even in current smokers (17). Stronger association between ETS in the workplace and adverse respiratory effects compared to household is probably due to the higher level of exposure to ETS in the workplace; people usually spend more time among a larger number of smokers at work than at home (18). On the other hand, despite controversial results of the studies that investigated joint effect of passive smoking in the workplace and specific workplace exposure, the role of such interaction in development of the respiratory impairment could not be excluded (19-21).

In this study we found a high prevalence of never-smoking workers exposed to ETS in the workplace with no significant difference between different occupation groups. Moreover, findings from our study carried out in 2005 and from this study (that is before and after the enactment of the law restricting indoor smoking) were similar, suggesting that non-smoking zones in the workplaces were not respected by smokers. Similarly, Alipour et al. (22), who studied respiratory effects of exposure to ETS, reported that despite smoking restriction in the workplace, ETS exposure was widespread among non-smoking French workers recruited from several workplaces. The prevalence of ETS exposure among the workers in their study was about 40 %, and they clearly indicated the need for a more efficient and appropriate legislation against ETS exposure in the workplace. Wakefield et al. (16), who studied exposure to ETS in the workplace among Australian non-smoking workers recruited from three workplaces with varying smoking policies, reported a significantly lower level of exposure to ETS and significantly lower prevalence of respiratory symptoms among office workers than among club and casino workers. Likewise, Mulcahy et al. (23), who studied second-hand smoke exposure in hotel workers following the Irish smoking ban, reported that passive smoking and associated risks were significantly reduced, but not totally eliminated. Compliance with the law was also reported by Farelly et al. (24) who studied changes in hospitality workers' exposure to ETS in the workplace after the implementation of

New York's smoke-free law that prohibits smoking in all workplaces.

In a longitudinal study with a follow-up period of 8.8 years conducted in 12 European countries, Australia, and the USA, Janson et al. (25) reported an 18.4 % drop in passive smoking. These authors also found that people with a lower education level were more than twice as likely to become exposed to ETS than those with higher education level, and suggested that anti-smoking strategies should be targeted primarily at people with less skilled occupation groups. This was not confirmed by our study, as we found a similar prevalence of exposure to ETS in the workplace between subjects with higher and lower educational level. In other words, anti-smoking strategies in our country should targeted all workers and all occupation groups.

Measured by the number of hours of exposure per day and the number of cigarettes smoked by co-workers per day, the level of exposure to ETS among exposed workers in our study was high. These findings are of special importance, as there is consistent evidence of a dose-dependent risk of adverse respiratory effects caused by exposure to ETS in the workplace, the level of which is measured by hours per day and/or number of cigarettes per day (17, 26, 27).

There were some limitations to our study which should be taken into account when interpreting the results. First, it included a relatively small group. Second, the study carried out in 2005 was performed with a different study group as we were not able to perform a cohort study due to the turnover of the workers from some occupation groups, which should be taken into consideration when comparing results from the previous and this study. The strength of this study is that it investigated both the frequency and the level of exposure to environmental ETS in the workplace, and that it included subjects from different occupations.

In conclusion, our findings indicated high prevalence and level of exposure to environmental ETS in the workplace among never-smoking workers recruited from different workplaces. We propose stricter implementation of the current law restricting indoor smoking, or the total ban of smoking in the workplace in order to prevent adverse health effects of passive smoking and to create a new non-smoking culture in the workplace.

REFERENCES

1. Chan-Yeung M, Dimich-Ward H. Respiratory health effects of exposure to environmental tobacco smoke. *Respirology* 2003;8:131-9.
2. Jaakkola MS, Jaakkola JJK. Assessment of exposure to environmental tobacco smoke. *Eur Respir J* 1997;10:2384-97.
3. US Department of Health Education and Welfare (US DHEW). The health consequences of smoking. A report of the Surgeon General (DHEW Publication No. HSM 73-8704). Washington (DC): US Government Printing Office; 1971.
4. US Environmental Protection Agency (US EPA). Respiratory health effects of passive smoking: lung cancer and other disorders. Smoking and tobacco control monograph No. 4. NIH Publication no. 93-3605. Bethesda (MD): US Department of Health, Public Health Service, National Institute of Health; 1993.
5. California Environmental Protection Agency (CEPA). Health effects of exposure to environmental tobacco smoke. Sacramento (CA): Office of Environmental Health Hazard Assessment; 1997.
6. Scientific Committee on Tobacco and Health. Report of the scientific committee on tobacco and health. 011322124X. London: HMSO, The Stationery Office London; 1998.
7. World Health Organization Division on Noncommunicable Disease Tobacco Free Initiative. International consultation on Environmental Tobacco Smoke (ETS) and child health. Consultation Report. Geneva: WHO; 1999.
8. Vlaski E, Hristova M, Nikolovski Lj, Seckova L, Kostovski A, Sazdovski A, Dimitrievska D. Effect of prenatal and postnatal passive smoking on total serum IgE level and allergic sensitization. *Mac J Med* 1998;44:49-56.
9. Lannero E, Wickman M, van Hage M, Bergström A, Pershagen G, Nordvall L. Exposure to environmental tobacco smoke and sensitisation in children. *Thorax* 2008;63:172-6.
10. Janson C, Chinn S, Jarvis D, Zock JP, Toren K, Burney P; European Community Respiratory Health Survey. Effects of passive smoking on respiratory symptoms, bronchial responsiveness, lung function, and total serum IgE in the European Community Respiratory Health Survey: a cross-sectional study. *Lancet* 2001;358:2103-9.
11. Simoni M, Baldacci S, Puntoni R, Pistelli F, Farschi S, Lo Presti E, Pistelli R, Corbo G, Agabiti N, Basso S, Matteelli G, Di Pede F, Carozzi L, Forastiere F, Viegi G. Respiratory symptoms/diseases and environmental tobacco smoke (ETS) in never smoker Italian women. *Respir Med* 2007;101:531-8.
12. Law for protection from smoking. Official Gazette of R. Macedonia No 37/05.
13. Minov J, Karadžinska-Bislimovska J, Vasilevska K, Stoleski S. Smoking status in exposed and unexposed workers. *Mak med pregled* 2006;60:128.
14. Gilmour MI, Jaakkola MS, London SJ, Nel AE, Rogers CA. How exposure to environmental tobacco smoke, outdoor air pollutants, and increased pollen burdens influences the incidence of asthma. *Environ Health Protect* 2006;114:627-33.
15. Bridevaux PO, Cornuz J, Gaspoz JM, Burnand B, Ackermann-Liebrich U, Schindler C, Leuenberger P, Rochat T, Gerbase MW; SAPALDIA Team. Secondhand smoking and health-related quality of life in never smokers: results from the SAPALDIA cohort study 2. *Arch Intern Med* 2007;167:2516-23.
16. Wakefield M, Cameron M, Inglis G, Letcher T, Durkin S. Secondhand smoke exposure and respiratory symptoms among casino, club, and office workers in Victoria, Australia. *J Occup Environ Med* 2005;47:698-703.
17. Lam TH, Ho LM, Hedley AJ, Adab P, Fielding R, McGhee SM, Leung GM, Aharonson-Daniel L. Secondhand smoke and respiratory ill health in current smokers. *Tob Control* 2005;14(5):307-14.
18. Lam TH, Ho LM, Hedley AJ, Peymane A, Fielding R, McGhee S, Aharonson-Daniel L. Environmental tobacco smoke exposure among police officers in Hong Kong. *JAMA* 2000;284:756-63.
19. Ho SY, Lam TH, Chung SF, Lam TP. Cross-sectional and prospective associations between passive smoking and respiratory symptoms at the workplace. *Ann Epidemiol* 2007;17:126-31.
20. Minov J, Karadžinska-Bislimovska J, Vasilevska K, Risteska-Kuc S, Stoleski S. Bronchial hyperresponsiveness in workers exposed to organic dusts: effect of smoking. *Allergy Hypersensitivity Asthma* 2006;4:11-20.
21. Mijakoski D, Karadžinska-Bislimovska J, Minov J, Trajceva L, Ezova N, Risteska-Kuc S, Stoleski S. Nasal symptoms in female cleaners: relation to respiratory symptoms, bronchial hyperresponsiveness, and duration of exposure. *Eur Respir J* 2007;30:154.
22. Alipour S, Deschamps F, Lesage F-X. Effects of environmental tobacco smoke on respiratory symptoms and pulmonary function. *Inhal Toxicol* 2006;18:569-73.
23. Mulcahy M, Evans DS, Hammond SK, Repace JL, Byrne M. Secondhand smoke and risk following the Irish smoking ban: an assessment of salivary cotinine concentrations in hotel workers and air nicotine levels in bars. *Tob Control* 2005;14:384-8.
24. Farelly MC, Nonnemaker JM, Chou R, Hyland A, Peterson KK, Bauer UE. Changes in hospitality workers' exposure to secondhand smoke following the implementation of New York's smoke-free law. *Tob Control* 2005;14:236-41.
25. Janson C, Künzli N, de Marco R, Chinn S, Jarvis D, Svanes C, Heinrich J, Jögi R, Gislason T, Sunyer J,

- Ackermann-Lieblich U, Anto JM, Cerveri I, Kerhof M, Leynaert B, Luczynska C, Neukrich F, Vermeire P, Wjst M, Burney P. Changes in active and passive smoking in the European Community Respiratory Health Survey. *Eur Respir J* 2006;27:517-24.
26. Xu X, Li B. Exposure-response relationship between passive smoking and adult pulmonary function. *Am J Respir Crit Care Med* 1995;151:41-6.
27. Pilkington PA, Gray S, Gilmore AB. Health impact of exposure to second hand smoke (SHS) amongst a highly exposed workforce: survey of London casino workers. *BMC Public Health* 2007;7:257.

Sažetak

IZLOŽENOST AMBIJENTALNOMU DUHANSKOMU DIMU NA RADNOME MJESTU U MAKEDONIJI: KAKO SADA STOJIMO?

Ovo je ispitivanje obuhvatilo 372 radnika na šest različitih radnih mjesta koji nikad nisu pušili kako bi se procijenila zastupljenost osoba izloženih duhanskomu dimu na radnome mjestu i razina njihove izloženosti nakon zakonskih ograničenja pušenja u zatvorenim prostorijama u Makedoniji. Ispitivanje je provedeno s pomoću upitnika koji su radnici ispunjavali sami. Utvrdili smo visoku zastupljenost radnika izloženih ambijentalnomu duhanskomu dimu na radnome mjestu (27,4 %) te nisu zamijećene statistički značajne razlike među zanimanjima. Nisu uočene značajne razlike između zastupljenosti pasivnih pušača na radnome mjestu u ovome ispitivanju i u našem ranijem ispitivanju, kada još nije na snagu stupio zakon o ograničenju pušenja (31,5 % naprema 27,4 %, $P=0,324$). Zastupljenost radnika izloženih ambijentalnomu duhanskomu dimu ne dulje od tri sata na dan bila je statistički značajno niža negoli onih čija je izloženost trajala duže (28,4 % naprema 71,6 %, $P=0,038$). Zastupljenost radnika koji su bili izloženi dimu kolega koji su pušili manje od 10 cigareta na dan bila je niža negoli onih s većom izloženosti, ali razlika nije bila statistički značajna (37,9 % naprema 62,1 %, $P=0,087$). Naši rezultati potvrđuju da i dalje postoje visoka zastupljenost izloženih radnika i visoke razine izloženosti ambijentalnomu duhanskomu dimu na radnome mjestu, što upućuje na potrebu uvođenja strožih zakona o zabrani pušenja.

KLJUČNE RIJEČI: *pasivno pušenje, upitnik, zakonodavstvo, zanimanje, zdravstveni učinci*

CORRESPONDING AUTHOR:

Jordan B. Minov, MD, PhD
Department of Cardiorespiratory Functional Diagnostics
Institute of Occupational Health - WHO Collaborating
Center and GA²LEN Collaborating Center
II Makedonska Brigada 43, 1000 Skopje, R. Macedonia
E-mail: minouj@hotmail.com

Copyright of Archives of Industrial Hygiene & Toxicology / Arhiv za Higijenu Rada I Toksikologiju is the property of Institute for Medical Research & Occupational Health and its content may not be copied or emailed to multiple sites or posted to a listserv without the copyright holder's express written permission. However, users may print, download, or email articles for individual use.